



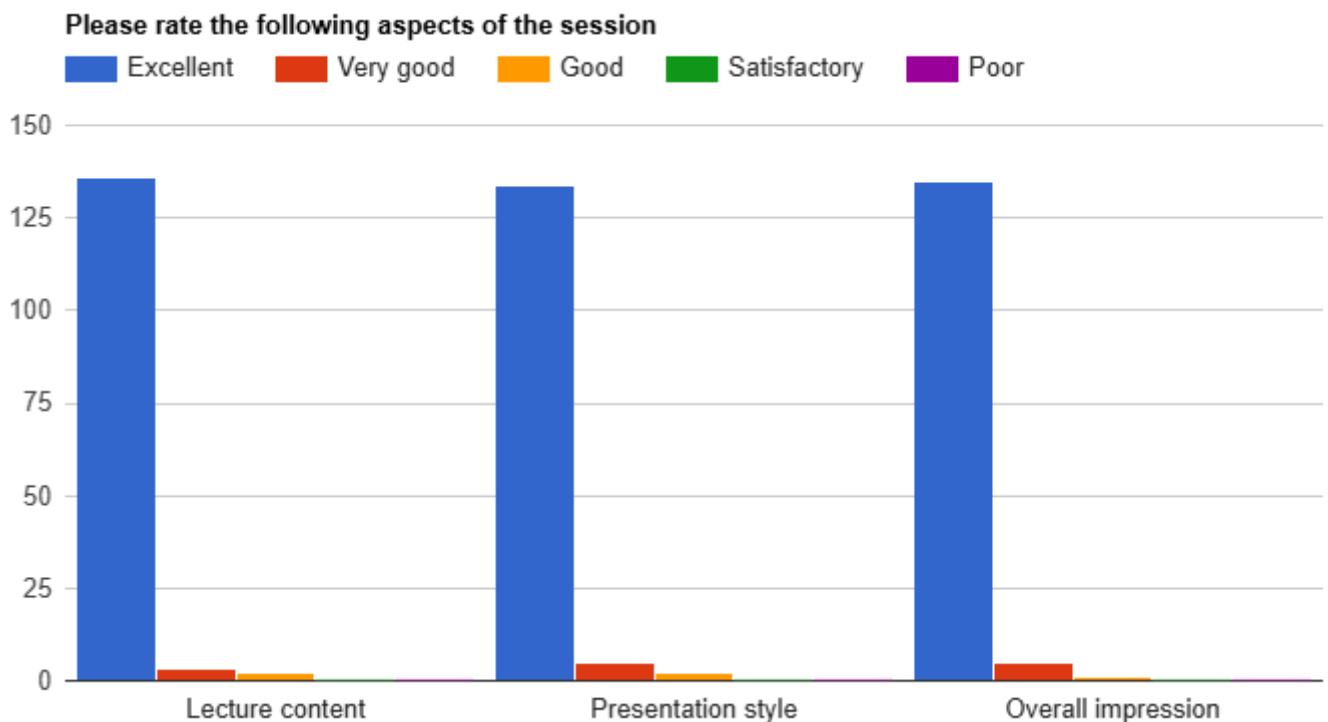
## Summary Feedback

### ST1 – ST4 Teaching Programme 2025

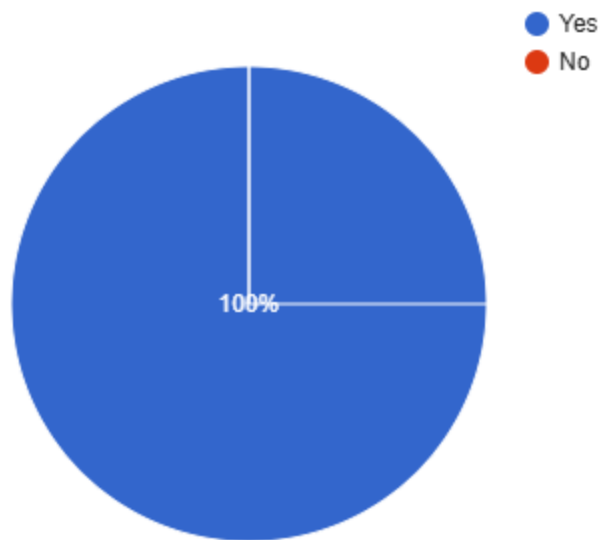
#### **FRCR 2B Practice Viva (Session 99) - DKT Masterclass (24<sup>th</sup> April 2025) Delivered By: (Shuaib Siddiqui)**

#### **Summary Points:**

- ST1-ST4 teaching programme 2025 – FRCR 2B Practice Viva Session 99: 2 hours teaching time
- Total Attendees: 388 from 35 Countries (Algeria, Argentina, Australia, Bahrain, Bangladesh, Canada, Dominica, Egypt, Ethiopia, Ghana, India, Indonesia, Iraq, Jordan, Kenya, Libya, Malaysia, Myanmar, Nigeria, Norway, Oman, Pakistan, Qatar, Saudi Arabia, Singapore, South Africa, Sri Lanka, Sudan, Swaziland, Türkiye, UAE, UK, Yemen, Zambia, Zimbabwe).
- Total feedback received from 141 participants



Did you find it useful  
141 responses

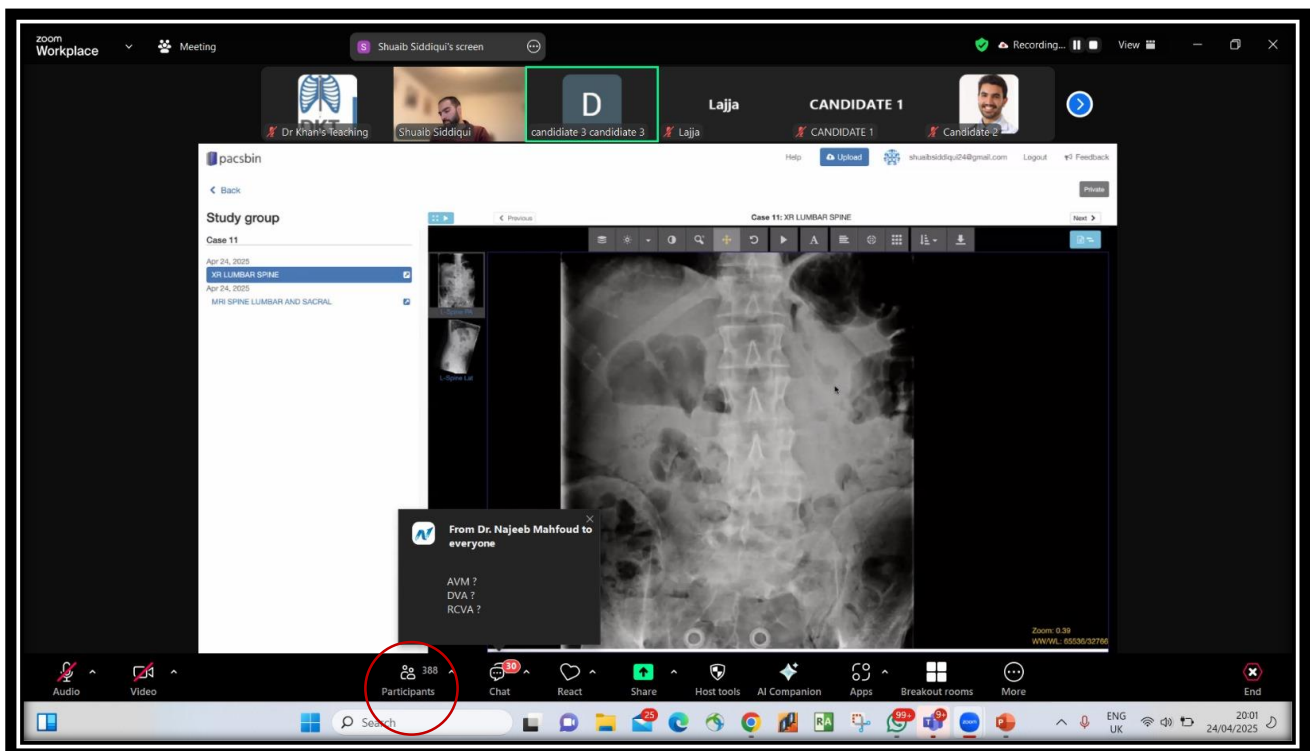


### Testimonials

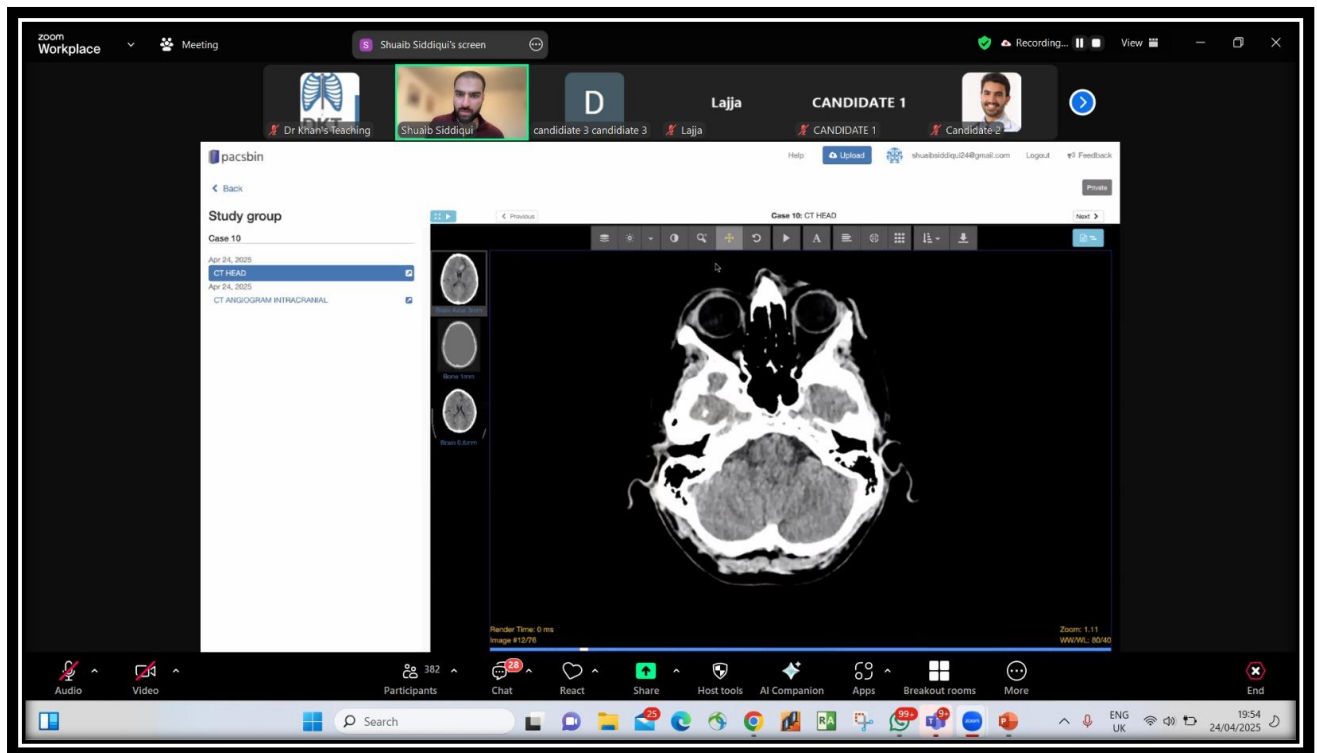
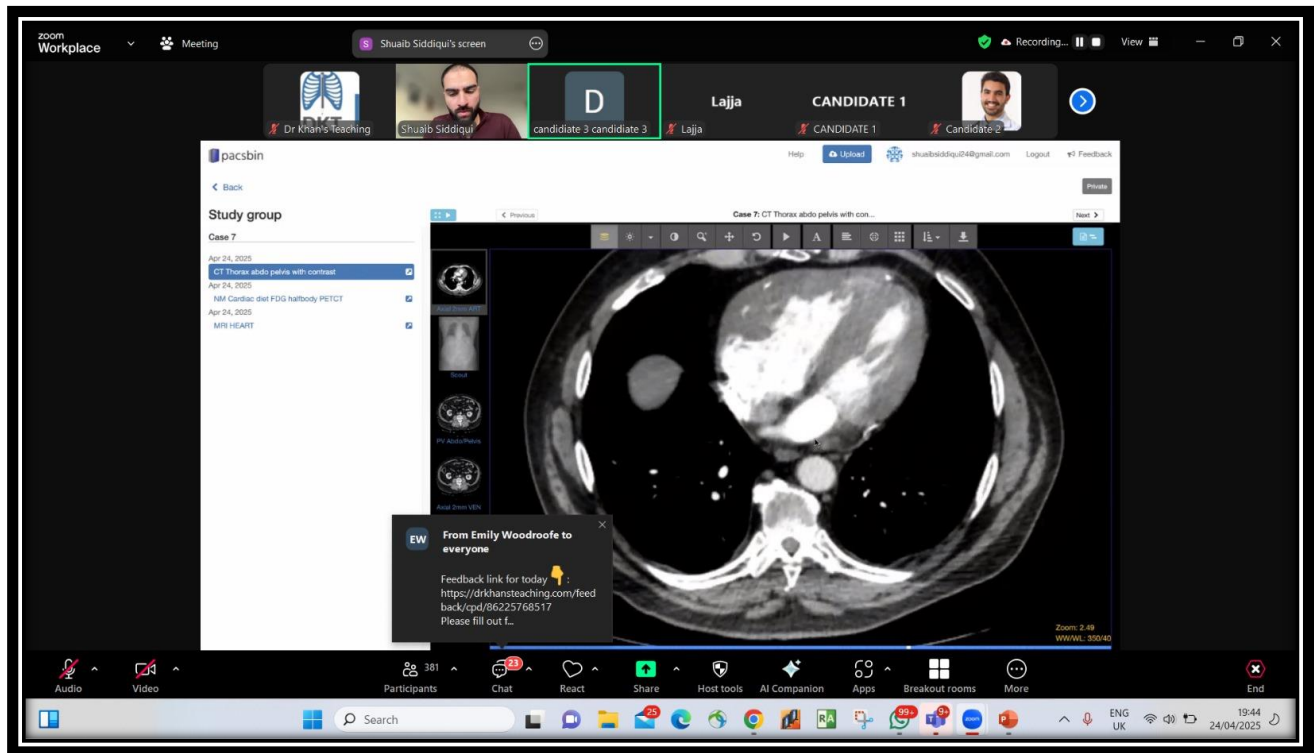
- Cases were useful. Humble and patient teaching! and then an explanation of the cases. Everything was great about this session. Exactly the kind of teaching we need to learn radiology with love and groom ourselves as radiologists (Pakistan).
- Excellent cases! Thank you for taking the time to actually correct the descriptors; it's very helpful (Zimbabwe).
- Excellent collection of cases and amazing way of presentation (India).
- Very good instructor and a very useful session. Thank you very much (Egypt).
- Another awesome session. Another gem found by Dr. Khan. Absolutely loved the session. Please keep such sessions coming. Dr. Shuaib was amazing as a teacher; he was patient and kind. Selection of cases was good (Pakistan).
- Great cases for learning and good exam points (Saudi Arabia).
- Variety of cases clear concepts and very composed teacher (Pakistan).
- Cases from different specialties and various modalities were useful (Türkiye)
- Excellent cases and explanation. Thank you very much, Dr. Shuaib (UK).
- Excellent teaching session (Nigeria).
- Diverse exam-oriented good cases, helpful teaching session. Thank you (India).
- The cases, feedback, and discussions were useful (Malaysia).
- The live viva-like demo was most useful (Bahrain).
- I just feel privileged and grateful for the opportunity (Pakistan).
- Practical points were useful. Very clear representative images (Ethiopia).
- A good variety of cases that are relevant to the examination syllabus (Malaysia).
- The clarification of the case after the OSCE was useful (South Africa).

- The feedback part itself was most useful (Pakistan).
- The cases were useful (UK).
- Nice explanation (UK).
- How to present the case with para-spinal collections and TB was most useful (UK).
- Case discussion was useful (Sri Lanka).
- Good teaching skills (Egypt).
- Detailed feedback and exam tips were useful (Zimbabwe).
- Approach to cases and feedback was useful (Egypt).
- The diversity and difficulty of cases was useful (UAE).
- Case discussion was useful (India).
- Nice cases, and the findings are very well explained! (Myanmar).
- Very good presentation with very nice cases (UAE).
- All aspects are useful (Pakistan).
- Feedback for each candidate was comprehensive and very informative (Egypt).
- All of it was very useful & highly valuable (Egypt).
- The description of findings and details was useful (Pakistan).
- It was perfect (UAE).
- Excellent cases and feedback (India).
- The explanation of every case was useful (Pakistan).
- Good feedback by teacher (Maldives).
- Cases and teaching were useful... a refresher (Pakistan).
- The speaker is excellent (Egypt).
- Interesting cases (UK).
- Amazing cases (UK).
- Lecture content was useful (UK).
- Nice cases (Saudi Arabia).
- Fantastic cases and great explanations (UK).
- All cases were useful (Oman).
- Brilliant cases (Qatar).
- Very good cases (UK).
- Great cases (Libya).
- It was to the point (Pakistan).
- Feedback by the moderator was useful (UK).
- Very interesting cases!! (UK).
- Exam mimicking with super selected cases was useful (Egypt).
- Great teaching cases (Iraq).
- The patient teaching style was most useful (Nigeria).
- Perfect teaching (UAE).
- The mix of cases and takeaway points dropped at intervals was useful (UK).
- Lots of interesting stuff (UK).
- The image description was useful (Nigeria).
- Good cases (South Africa).
- Excellent teaching (Malaysia).
- Many of the cases were unique and well explained (Pakistan).
- Excellent teaching (UK).
- It's great (Egypt).
- That's excellent (UK).

- Excellent in every way (Egypt).
- It's good (Yemen).
- Very beneficial (Pakistan).
- Good job. Well done (Pakistan).
- Organized flow of cases from X-ray to cross-sectional (Ethiopia).
- Impressive cases (South Africa).
- Very informative (Yemen).
- Very impressed (Egypt).
- Excellent and helpful (UAE).
- Brilliant session (Pakistan).
- Superb (India).
- Very informative (UAE).
- Awesome (UK).
- Excellent cases (Pakistan).
- Perfect (Qatar).
- Great lecture! (Zimbabwe).
- Very educative (UK).
- A very impactful session (Nigeria).
- Excellent session (UAE).
- Absolutely brilliant. Kudos to the candidates too (UK).
- Very informative (UK).
- Excellent teaching (Malaysia).
- Valuable, informative session (Pakistan).
- Amazing session (Pakistan).



## FRCR 2B Practice Viva (Session 99) - DKT Masterclass



=====XX=====XX=====